

Signify Classified - Internal
Cooper Lighting Solutions Photometric Lab
1121 Highway 74 South
Peachtree City, GA 30269



Scaled data based on original data using
LM-79-08 Approved Method: Electrical and Photometric Measurements of Solid-
State Lighting Products

Test Report Prepared for
Cooper Lighting Solutions
(formerly Eaton)

Brand: STREETWORKS

Report Number: P870122

Luminaire Tested: **MEM2-HTN-SA-110-830-U-T5R**

Issue Date: 08/21/2024



Test Information

Test Method: LM-79-08
Report Number: P870122
Test Lab: INNOVATION CENTER(G3)
Issue Date: 08/21/2024
Manufacturer: COOPER LIGHTING SOLUTIONS (FORMERLY EATON)
Product Line: STREETWORKS
Catalog Number: MEM2-HTN-SA-110-830-U-T5R
Description: EPIC MODERN TALL HOUSING DISCRETE LED ARRAYS 110W 80CRI 3000K
FIXTURE w/ TYPE V ROUND DISTRIBUTION OPTIC
Light Source: (30) 3000K CCT, 80 CRI LEDS
Ballast/Driver: ELECTRONIC DRIVER

Summary

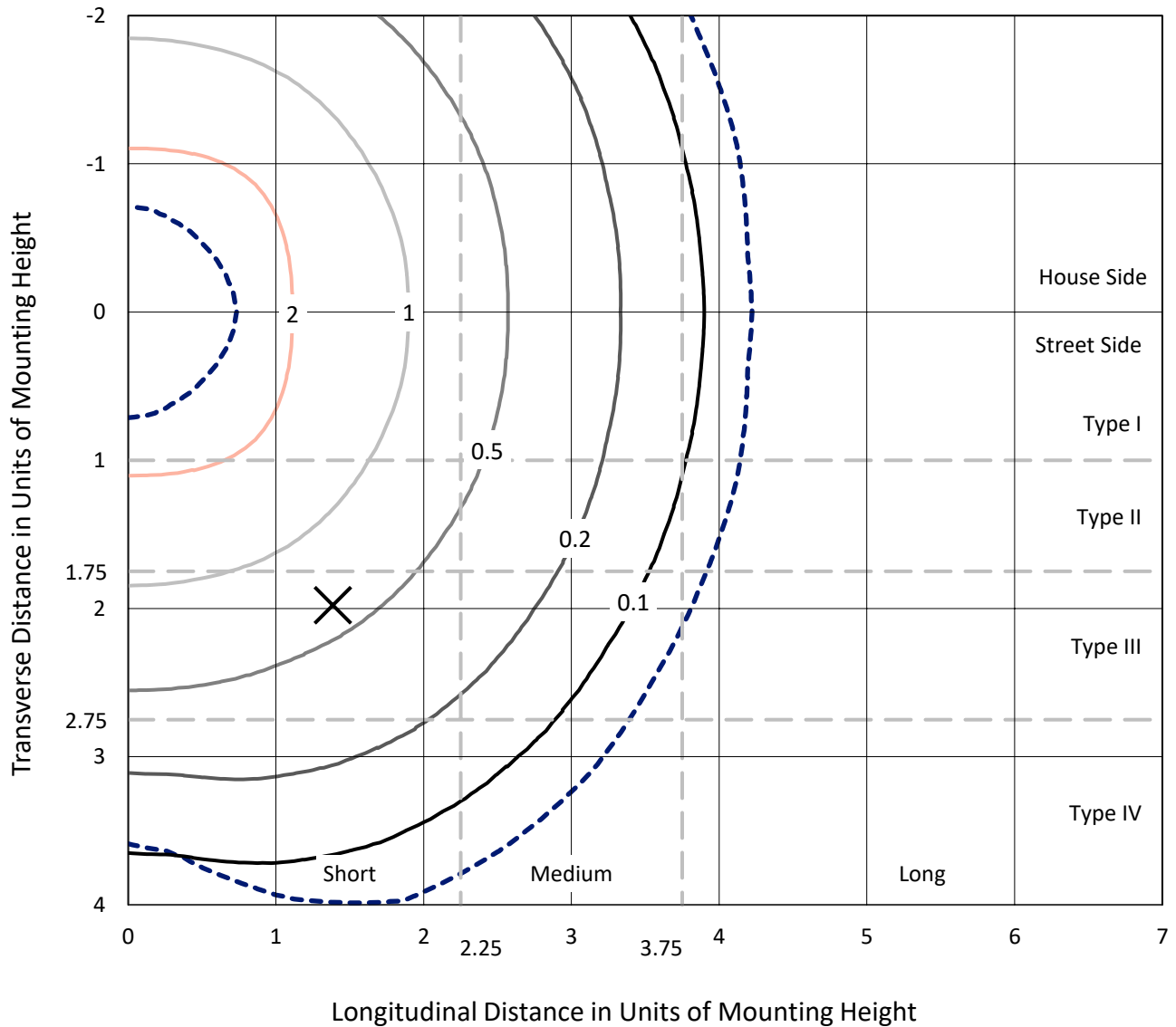
Lumens per Lamp: N/A
Luminaire Lumens: 15101.7 lumens
Efficiency: N/A
Efficacy: 133.6 lumens/watt
Luminous Opening: Rectangular (W 1' x L: 0.33' x H: 0')
IES Classification: Type V - Short
BUG Rating: B4 - U0 - G2

Input Watts (W): 113
Input Voltage (V): 120
Input Current (A_{in}): NR
Voltage Rise (V): NR
Power Factor: 0.99
Total Harmonic Distortion (THDi): 7.77%
Frequency (hertz): 60
Stabilization Time: NR
Operation Time: NR
Ambient Temperature (°C): NR
Test Distance: 24 FT

REPORT NUMBER: P870122
 CATALOG NUMBER: MEM2-HTN-SA-110-830-U-T5R

Iso-Footcandle Lines of Horizontal Illumination

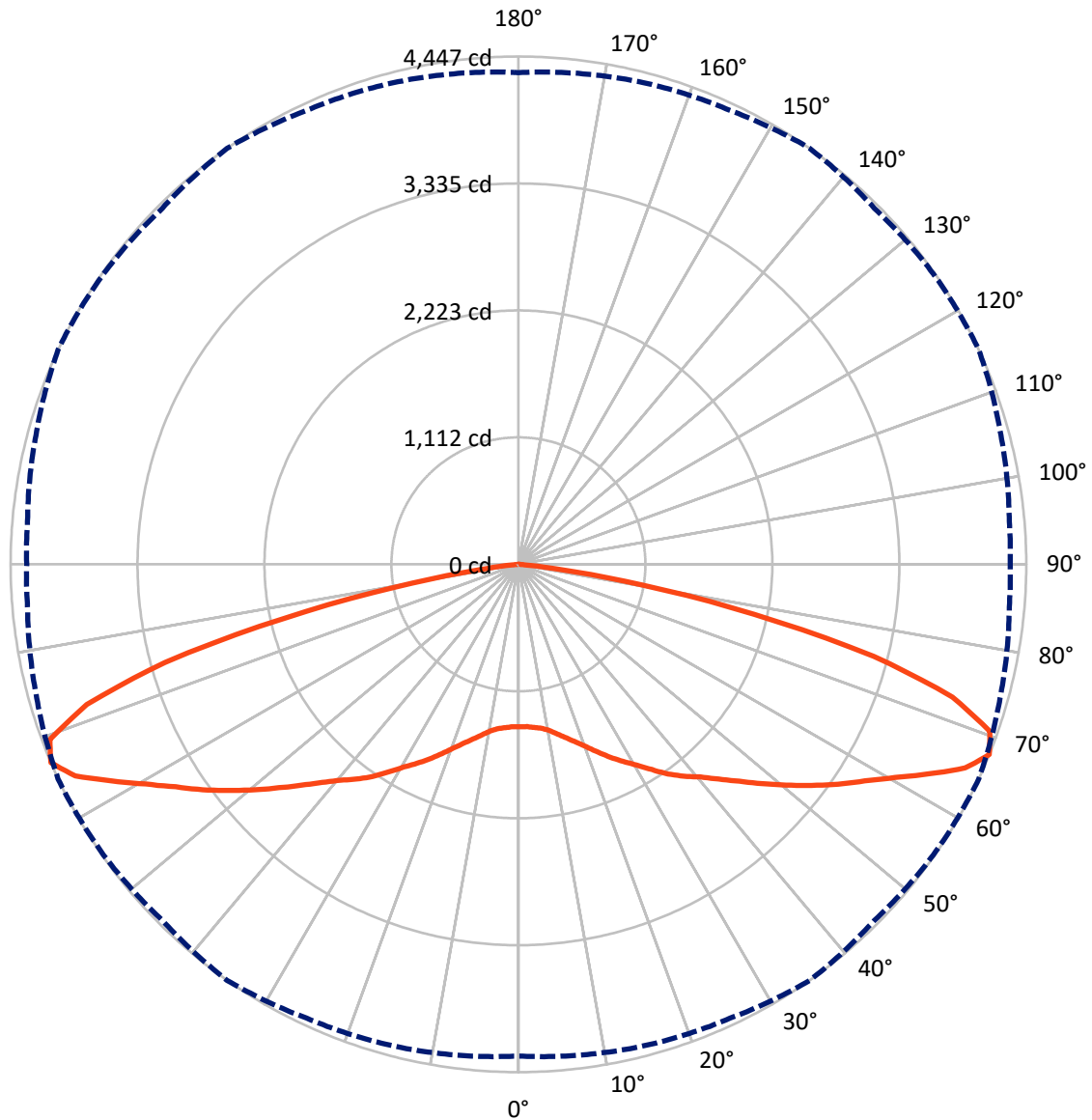
✕ Max cd
 - - - 1/2 Max cd



Based on 20 foot mounting height. Maximum calculated value = 3.6 fc
 Type V - Short - N/A

REPORT NUMBER: P870122
CATALOG NUMBER: MEM2-HTN-SA-110-830-U-T5R

Luminous Intensity Polar Plot



— Vertical Plane Through 35-Deg Lateral - - - Horizontal Cone Through 67.5-Deg Vertical

REPORT NUMBER: P870122
 CATALOG NUMBER: MEM2-HTN-SA-110-830-U-T5R

FLUX DISTRIBUTION:

		Downward	Upward	Total
House Side	Lumens	7550.9	0.0	7550.9
	% Fixture	50.0	0.0	50.0
Street Side	Lumens	7550.9	0.0	7550.9
	% Fixture	50.0	0.0	50.0
Total	Lumens	15101.7	0.0	15101.7
	% Fixture	100.0	0.0	100.0

Coefficient of Utilization

ZONAL LUMENS:

Zone	Lumens	% Fixture
0°-10°	138.3	0.9
10°-20°	453.4	3.0
20°-30°	866.5	5.7
30°-40°	1400.3	9.3
40°-50°	2049.6	13.6
50°-60°	2939.0	19.5
60°-70°	4119.3	27.3
70°-80°	2906.6	19.2
80°-90°	228.8	1.5
90°-100°	0.0	0.0
100°-110°	0.0	0.0
110°-120°	0.0	0.0
120°-130°	0.0	0.0
130°-140°	0.0	0.0
140°-150°	0.0	0.0
150°-160°	0.0	0.0
160°-170°	0.0	0.0
170°-180°	0.0	0.0
0°-90°	15101.7	100.0
0°-180°	15101.7	100.0



REPORT NUMBER: P870122

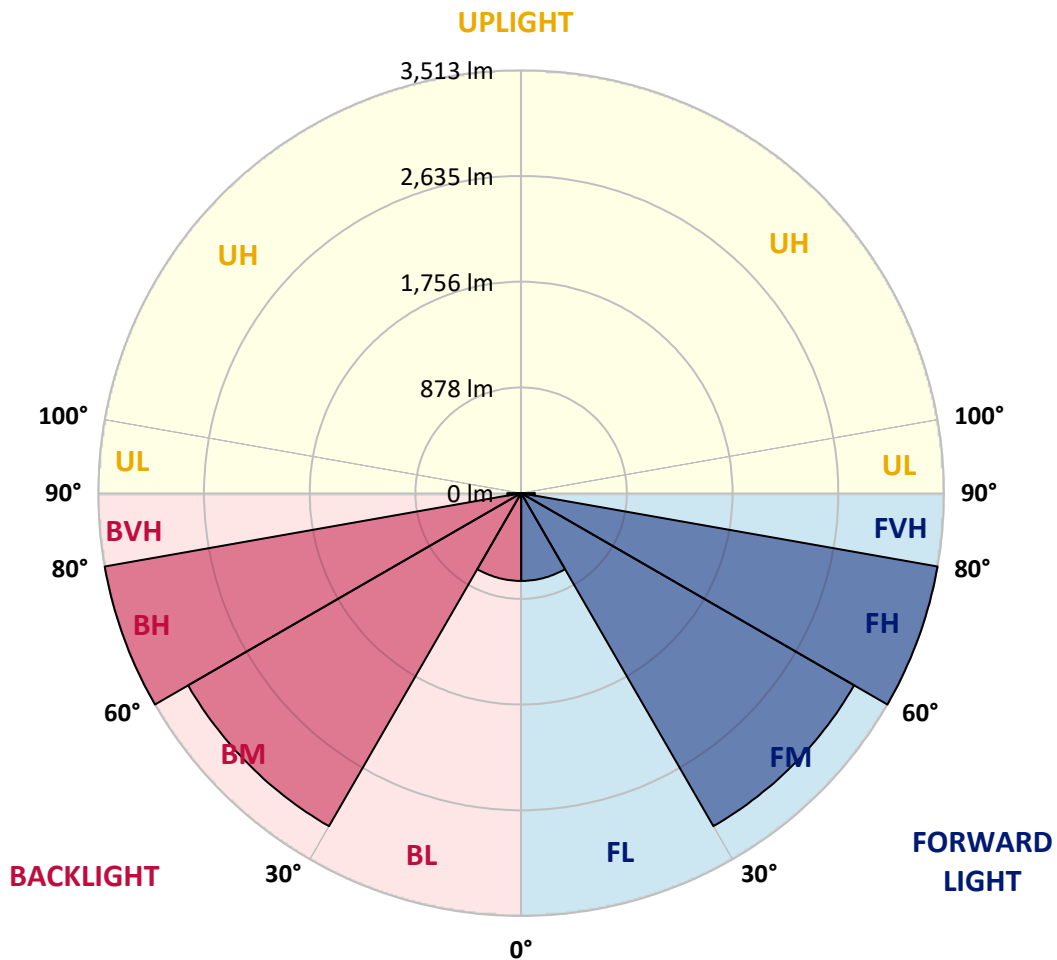
CATALOG NUMBER: MEM2-HTN-SA-110-830-U-T5R

LUMINAIRE CLASSIFICATION SYSTEM LUMEN TABLE AND BUG RATING:

Zone	Lumens	% Fixture	Zone Rating/Lumen Limit		
			B	U	G
FL (0°-30°)	729.1	4.8			
FM (30°-60°)	3194.4	21.2			
FH (60°-80°)	3512.9	23.3			G2/5000
FVH (80°-90°)	114.4	0.8			G2/225
BL (0°-30°)	729.1	4.8	B2/1000		
BM (30°-60°)	3194.4	21.2	B3/5000		
BH (60°-80°)	3512.9	23.3	B4/5000		G2/5000
BVH (80°-90°)	114.4	0.8			G2/225
UL (90°-100°)	0.0	0.0		U0/0	
UH (100°-180°)	0.0	0.0		U0/0	

BUG Rating: B4-U0-G2

Type V Short





REPORT NUMBER: P870122

CATALOG NUMBER: MEM2-HTN-SA-110-830-U-T5R

CANDELA DISTRIBUTION (FULL):

	0°	5°	15°	25°	35°	45°	55°	65°	75°	85°	90°
0°	1422.5	1422.5	1422.5	1422.5	1422.5	1422.5	1422.5	1422.5	1422.5	1422.5	1422.5
2.5°	1431.4	1428.4	1425.5	1425.5	1422.5	1425.5	1422.5	1425.5	1422.5	1422.5	1422.5
5°	1440.2	1437.2	1437.2	1437.2	1434.3	1434.3	1434.3	1434.3	1431.4	1428.4	1431.4
7.5°	1449.0	1449.0	1446.1	1451.9	1449.0	1451.9	1451.9	1454.9	1449.0	1446.1	1449.0
10°	1472.5	1472.5	1472.5	1478.4	1478.4	1487.2	1487.2	1490.1	1487.2	1481.3	1481.3
12.5°	1522.5	1519.5	1519.5	1519.5	1525.4	1531.3	1537.2	1537.2	1534.2	1525.4	1525.4
15°	1578.3	1584.2	1578.3	1575.4	1578.3	1584.2	1590.1	1590.1	1587.1	1584.2	1584.2
17.5°	1645.9	1648.9	1643.0	1637.1	1637.1	1645.9	1648.9	1648.9	1645.9	1640.0	1640.0
20°	1704.7	1707.6	1707.6	1704.7	1707.6	1713.5	1716.5	1719.4	1710.6	1701.8	1701.8
22.5°	1754.7	1757.6	1763.5	1775.2	1787.0	1792.9	1789.9	1789.9	1775.2	1766.4	1763.5
25°	1816.4	1825.2	1837.0	1851.7	1872.2	1886.9	1881.1	1869.3	1857.5	1839.9	1837.0
27.5°	1936.9	1936.9	1925.1	1931.0	1954.5	1969.2	1963.4	1954.5	1931.0	1919.3	1916.3
30°	2031.0	2031.0	2031.0	2025.1	2039.8	2057.4	2051.5	2036.8	2025.1	2019.2	2019.2
32.5°	2122.1	2116.2	2125.0	2136.8	2142.6	2148.5	2148.5	2136.8	2116.2	2107.4	2107.4
35°	2207.3	2213.2	2222.0	2239.6	2254.3	2245.5	2230.8	2222.0	2201.4	2183.8	2183.8
37.5°	2289.6	2295.5	2304.3	2330.7	2354.3	2351.3	2333.7	2310.2	2283.7	2269.0	2260.2
40°	2348.4	2351.3	2374.8	2416.0	2448.3	2460.1	2445.4	2413.0	2371.9	2342.5	2345.4
42.5°	2418.9	2424.8	2463.0	2521.8	2568.8	2586.4	2565.9	2521.8	2463.0	2424.8	2424.8
45°	2521.8	2524.7	2574.7	2648.2	2709.9	2739.3	2709.9	2648.2	2571.8	2533.5	2530.6
47.5°	2624.7	2633.5	2689.3	2777.5	2868.6	2903.9	2871.5	2792.2	2701.1	2654.1	2648.2
50°	2742.2	2748.1	2815.7	2936.2	3039.1	3086.1	3045.0	2945.0	2845.1	2786.3	2789.3
52.5°	2856.9	2874.5	2965.6	3092.0	3215.4	3268.3	3209.5	3100.8	2995.0	2939.1	2936.2
55°	3027.3	3047.9	3127.3	3268.3	3397.7	3456.4	3400.6	3280.1	3165.5	3103.7	3092.0
57.5°	3241.9	3253.6	3324.2	3468.2	3576.9	3632.8	3600.5	3488.8	3380.0	3303.6	3288.9
60°	3485.8	3497.6	3553.4	3700.4	3788.6	3829.7	3818.0	3753.3	3679.8	3644.5	3635.7
62.5°	3832.6	3835.6	3865.0	3950.2	4038.4	4056.0	4026.6	4011.9	4035.4	3997.2	4006.1
65°	4229.4	4229.4	4220.6	4232.4	4300.0	4279.4	4258.8	4323.5	4311.7	4247.1	4235.3
67.5°	4305.9	4323.5	4358.8	4385.2	4446.9	4408.7	4435.2	4446.9	4373.5	4314.7	4305.9
70°	3853.2	3873.8	4070.7	4191.2	4379.3	4414.6	4329.4	4285.3	4203.0	4094.2	4064.8
72.5°	2627.6	2730.5	3297.7	3685.7	3973.7	4017.8	3970.8	3914.9	3750.4	3665.1	3606.3
75°	2098.6	2154.4	2659.9	3042.0	3212.5	3209.5	3021.4	2959.7	2830.4	2818.6	2830.4
77.5°	1281.5	1293.2	1789.9	2089.7	2110.3	2098.6	2022.1	1975.1	1992.7	1904.6	1919.3
80°	390.9	426.2	676.0	1019.9	1096.3	1061.0	1046.3	1064.0	1081.6	1108.1	1149.2
82.5°	79.4	99.9	135.2	293.9	335.1	332.1	329.2	364.5	396.8	411.5	499.7
85°	8.8	8.8	11.8	23.5	50.0	79.4	82.3	73.5	111.7	108.7	76.4
87.5°	2.9	2.9	2.9	2.9	2.9	5.9	5.9	5.9	5.9	5.9	5.9
90°	0.0	0.0	0.0	0.0	0.0	0.0	0.0	0.0	0.0	0.0	0.0

Cooper Lighting Solutions Photometric Lab
1121 Highway 74 South
Peachtree City, GA 30269



LM-79-2019: Approved Method: Electrical and Photometric Measurements of Solid-State Lighting Products

Report Prepared for

Cooper Lighting Solutions

Streetworks

Report Number: SP1-2407-157-7

Test Date: 09/05/2024

Luminaire Tested: MEM2-HTN-SA-30-830-U-5WQ

Data in this report applies to families of products including MEM2-HTN-SA-30-830-U-5WQ

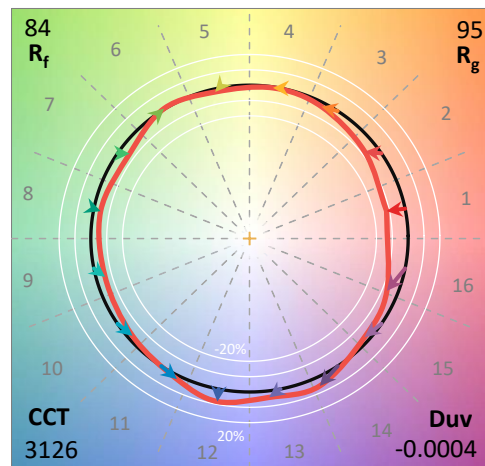
Test Information

Test Method: LM-79-2019
 Report Number: SP1-2407-157-7
 Test Lab: COOPER LIGHTING SOLUTIONS
 Photometer: SP1 - 76IN SPHERE
 Measurement Geometry: 4π
 Issue Date: 09/05/2024
 Manufacturer: COOPER LIGHTING SOLUTIONS
 Product Line: Streetworks
 Catalog Number: **MEM2-HTN-SA-30-830-U-5WQ**
 Description: Epic Modern Light Square 30W 5WQ Optic

Spectral Parameters

CCT (K): 3126
 CIE u': 0.2465
 CIE v': 0.5182
 Duv: -0.0004
 CIE x: 0.4277
 CIE y: 0.3997
 CIE z: 0.1727
 Peak Wavelength (nm): 601
 Dominant Wavelength (nm): 582
 Purity: 48.31913
 Rf: 84.4
 Rg: 94.7

CRI (Ra):	82.6		
R1:	81.4	R9:	5.1
R2:	92.2	R10:	82.2
R3:	94.9	R11:	79.8
R4:	80.1	R12:	70.4
R5:	81.8	R13:	84.2
R6:	90.5	R14:	97.9
R7:	81.8	R15:	73.6
R8:	58.0		



Test Conditions

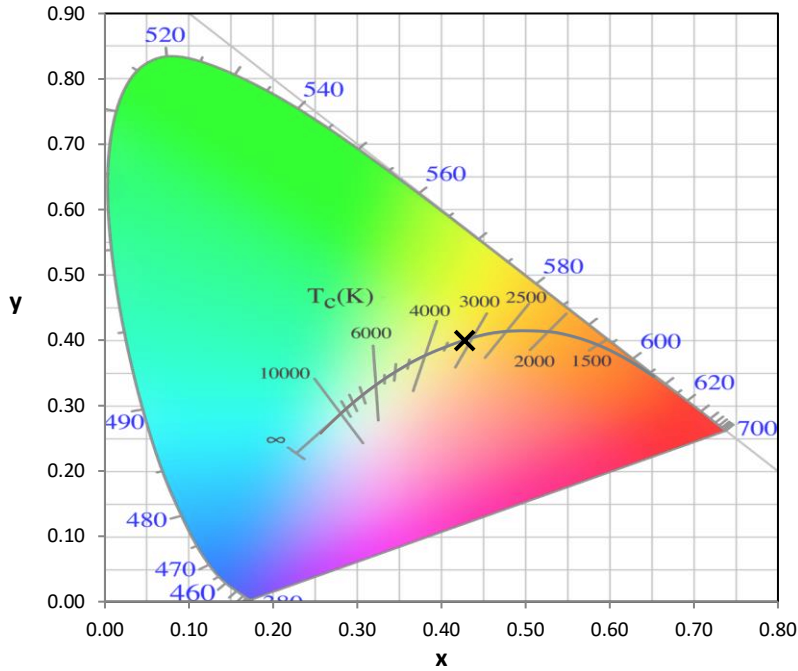
Stabilization Time: 22M
 Operation Time: 1H 22M
 Sphere Temperature (°C): 24.3

REPORT NUMBER: SP1-2407-157-7

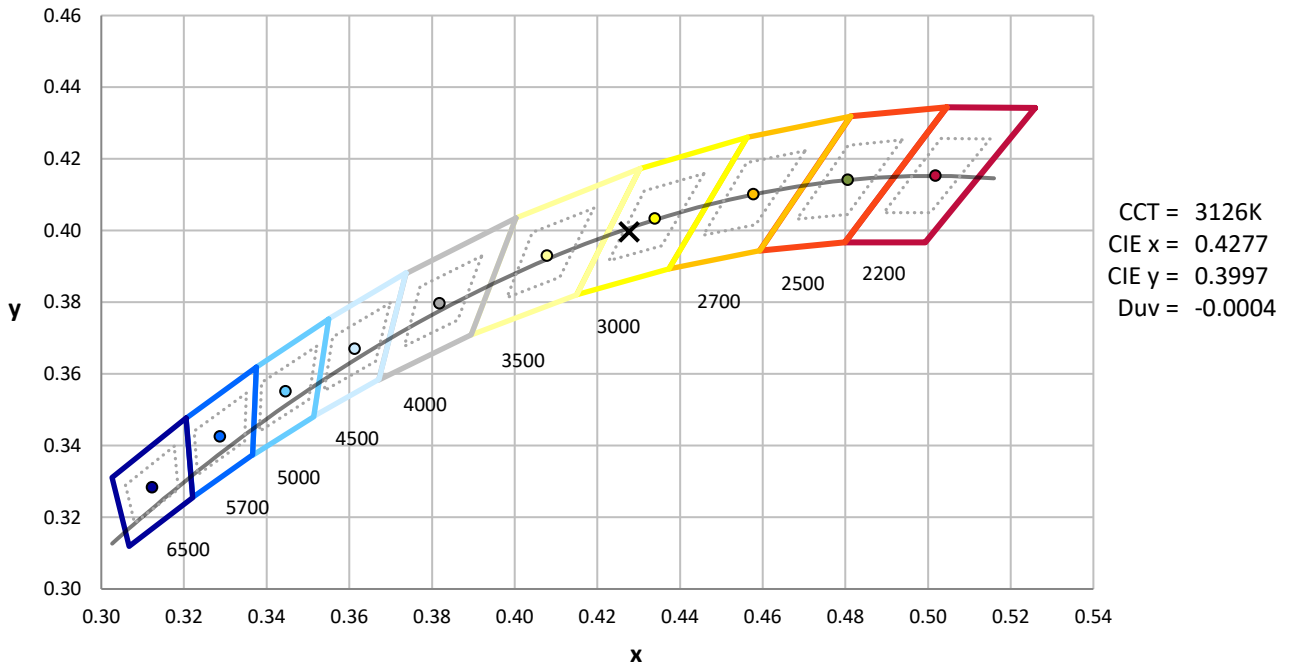
Measurement and Test Equipment			
Instrument	Identification Number	Calibration Date	Calibration Due Date
Photometer	IN0058	6/18/2024	12/18/2024
Power Meter	INXT2011004	2/8/2024	2/8/2025
AC Power Source	IN0063	10/24/2023	10/24/2024
DC Power Source	IN0208	10/24/2023	10/24/2024
Sphere Thermometer	IN0085	10/24/2023	10/24/2024
Room Thermometer	IN0046	10/24/2023	10/24/2024

REPORT NUMBER: SP1-2407-157-7

CIE 1931 Chromaticity Diagram



CIE 1931 Chromaticity Diagram with 2017 ANSI 7-Step and 4-Step Quadrangles



Point lies inside the ANSI 3000K 4-step quadrangle

REPORT NUMBER: SP1-2407-157-7

Photopic Flux vs. Wavelength



Photopic Lumens: NR

λ (nm)	Power W [^] /nm	Lumens (ϕ /nm)	λ (nm)	Power W [^] /nm	Lumens (ϕ /nm)	λ (nm)	Power W [^] /nm	Lumens (ϕ /nm)	λ (nm)	Power W [^] /nm	Lumens (ϕ /nm)	λ (nm)	Power W [^] /nm	Lumens (ϕ /nm)
360	0	NR	490	258	NR	620	908	NR	750	26	NR	880	1	NR
365	0	NR	495	297	NR	625	857	NR	755	22	NR	885	0	NR
370	0	NR	500	345	NR	630	801	NR	760	19	NR	890	0	NR
375	0	NR	505	391	NR	635	738	NR	765	16	NR	895	0	NR
380	0	NR	510	426	NR	640	675	NR	770	14	NR	900	0	NR
385	0	NR	515	456	NR	645	610	NR	775	12	NR	905	0	NR
390	0	NR	520	480	NR	650	547	NR	780	10	NR	910	0	NR
395	0	NR	525	500	NR	655	488	NR	785	9	NR	915	0	NR
400	0	NR	530	517	NR	660	429	NR	790	7	NR	920	0	NR
405	2	NR	535	538	NR	665	378	NR	795	6	NR	925	0	NR
410	4	NR	540	558	NR	670	328	NR	800	5	NR	930	0	NR
415	9	NR	545	584	NR	675	285	NR	805	5	NR	935	0	NR
420	16	NR	550	611	NR	680	247	NR	810	4	NR	940	0	NR
425	31	NR	555	646	NR	685	212	NR	815	3	NR	945	0	NR
430	56	NR	560	687	NR	690	183	NR	820	3	NR	950	0	NR
435	101	NR	565	731	NR	695	156	NR	825	3	NR	955	0	NR
440	178	NR	570	780	NR	700	133	NR	830	2	NR	960	0	NR
445	323	NR	575	832	NR	705	114	NR	835	2	NR	965	0	NR
450	566	NR	580	883	NR	710	96	NR	840	2	NR	970	0	NR
455	645	NR	585	927	NR	715	82	NR	845	1	NR	975	0	NR
460	457	NR	590	963	NR	720	70	NR	850	1	NR	980	0	NR
465	365	NR	595	985	NR	725	59	NR	855	1	NR	985	0	NR
470	317	NR	600	998	NR	730	50	NR	860	1	NR	990	0	NR
475	244	NR	605	994	NR	735	43	NR	865	1	NR	995	0	NR
480	218	NR	610	978	NR	740	36	NR	870	1	NR	1000	0	NR
485	233	NR	615	947	NR	745	31	NR	875	1	NR			

REPORT NUMBER: SP1-2407-157-7

Scotopic Flux vs. Wavelength



Scotopic Lumens: NR

S/P: 1.42

λ (nm)	Power W^{\wedge}/nm	Lumens (ϕ/nm)	λ (nm)	Power W^{\wedge}/nm	Lumens (ϕ/nm)	λ (nm)	Power W^{\wedge}/nm	Lumens (ϕ/nm)	λ (nm)	Power W^{\wedge}/nm	Lumens (ϕ/nm)	λ (nm)	Power W^{\wedge}/nm	Lumens (ϕ/nm)
360	0	NR	490	258	NR	620	908	NR	750	26	NR	880	1	NR
365	0	NR	495	297	NR	625	857	NR	755	22	NR	885	0	NR
370	0	NR	500	345	NR	630	801	NR	760	19	NR	890	0	NR
375	0	NR	505	391	NR	635	738	NR	765	16	NR	895	0	NR
380	0	NR	510	426	NR	640	675	NR	770	14	NR	900	0	NR
385	0	NR	515	456	NR	645	610	NR	775	12	NR	905	0	NR
390	0	NR	520	480	NR	650	547	NR	780	10	NR	910	0	NR
395	0	NR	525	500	NR	655	488	NR	785	9	NR	915	0	NR
400	0	NR	530	517	NR	660	429	NR	790	7	NR	920	0	NR
405	2	NR	535	538	NR	665	378	NR	795	6	NR	925	0	NR
410	4	NR	540	558	NR	670	328	NR	800	5	NR	930	0	NR
415	9	NR	545	584	NR	675	285	NR	805	5	NR	935	0	NR
420	16	NR	550	611	NR	680	247	NR	810	4	NR	940	0	NR
425	31	NR	555	646	NR	685	212	NR	815	3	NR	945	0	NR
430	56	NR	560	687	NR	690	183	NR	820	3	NR	950	0	NR
435	101	NR	565	731	NR	695	156	NR	825	3	NR	955	0	NR
440	178	NR	570	780	NR	700	133	NR	830	2	NR	960	0	NR
445	323	NR	575	832	NR	705	114	NR	835	2	NR	965	0	NR
450	566	NR	580	883	NR	710	96	NR	840	2	NR	970	0	NR
455	645	NR	585	927	NR	715	82	NR	845	1	NR	975	0	NR
460	457	NR	590	963	NR	720	70	NR	850	1	NR	980	0	NR
465	365	NR	595	985	NR	725	59	NR	855	1	NR	985	0	NR
470	317	NR	600	998	NR	730	50	NR	860	1	NR	990	0	NR
475	244	NR	605	994	NR	735	43	NR	865	1	NR	995	0	NR
480	218	NR	610	978	NR	740	36	NR	870	1	NR	1000	0	NR
485	233	NR	615	947	NR	745	31	NR	875	1	NR			

REPORT NUMBER: SP1-2407-157-7

Melanopic Flux vs. Wavelength



Melanopic Lumens: NR

M/P: 2.79

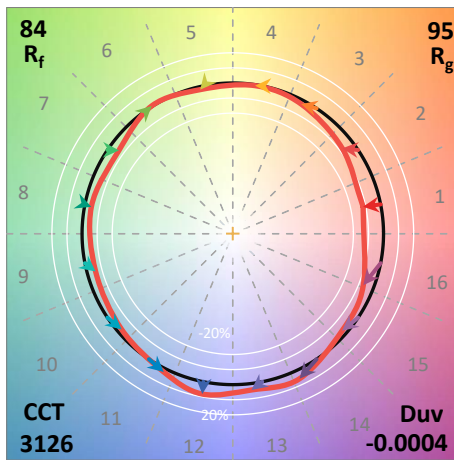
λ (nm)	Power W [^] /nm	Lumens (φ/nm)	λ (nm)	Power W [^] /nm	Lumens (φ/nm)	λ (nm)	Power W [^] /nm	Lumens (φ/nm)	λ (nm)	Power W [^] /nm	Lumens (φ/nm)	λ (nm)	Power W [^] /nm	Lumens (φ/nm)
360	0	NR	490	258	NR	620	908	NR	750	26	NR	880	1	NR
365	0	NR	495	297	NR	625	857	NR	755	22	NR	885	0	NR
370	0	NR	500	345	NR	630	801	NR	760	19	NR	890	0	NR
375	0	NR	505	391	NR	635	738	NR	765	16	NR	895	0	NR
380	0	NR	510	426	NR	640	675	NR	770	14	NR	900	0	NR
385	0	NR	515	456	NR	645	610	NR	775	12	NR	905	0	NR
390	0	NR	520	480	NR	650	547	NR	780	10	NR	910	0	NR
395	0	NR	525	500	NR	655	488	NR	785	9	NR	915	0	NR
400	0	NR	530	517	NR	660	429	NR	790	7	NR	920	0	NR
405	2	NR	535	538	NR	665	378	NR	795	6	NR	925	0	NR
410	4	NR	540	558	NR	670	328	NR	800	5	NR	930	0	NR
415	9	NR	545	584	NR	675	285	NR	805	5	NR	935	0	NR
420	16	NR	550	611	NR	680	247	NR	810	4	NR	940	0	NR
425	31	NR	555	646	NR	685	212	NR	815	3	NR	945	0	NR
430	56	NR	560	687	NR	690	183	NR	820	3	NR	950	0	NR
435	101	NR	565	731	NR	695	156	NR	825	3	NR	955	0	NR
440	178	NR	570	780	NR	700	133	NR	830	2	NR	960	0	NR
445	323	NR	575	832	NR	705	114	NR	835	2	NR	965	0	NR
450	566	NR	580	883	NR	710	96	NR	840	2	NR	970	0	NR
455	645	NR	585	927	NR	715	82	NR	845	1	NR	975	0	NR
460	457	NR	590	963	NR	720	70	NR	850	1	NR	980	0	NR
465	365	NR	595	985	NR	725	59	NR	855	1	NR	985	0	NR
470	317	NR	600	998	NR	730	50	NR	860	1	NR	990	0	NR
475	244	NR	605	994	NR	735	43	NR	865	1	NR	995	0	NR
480	218	NR	610	978	NR	740	36	NR	870	1	NR	1000	0	NR
485	233	NR	615	947	NR	745	31	NR	875	1	NR			

Summary

$R_f = 84.4$
 $R_g = 94.7$
 $CIE R_a = 82.6$
 $R_9 = 5.1$

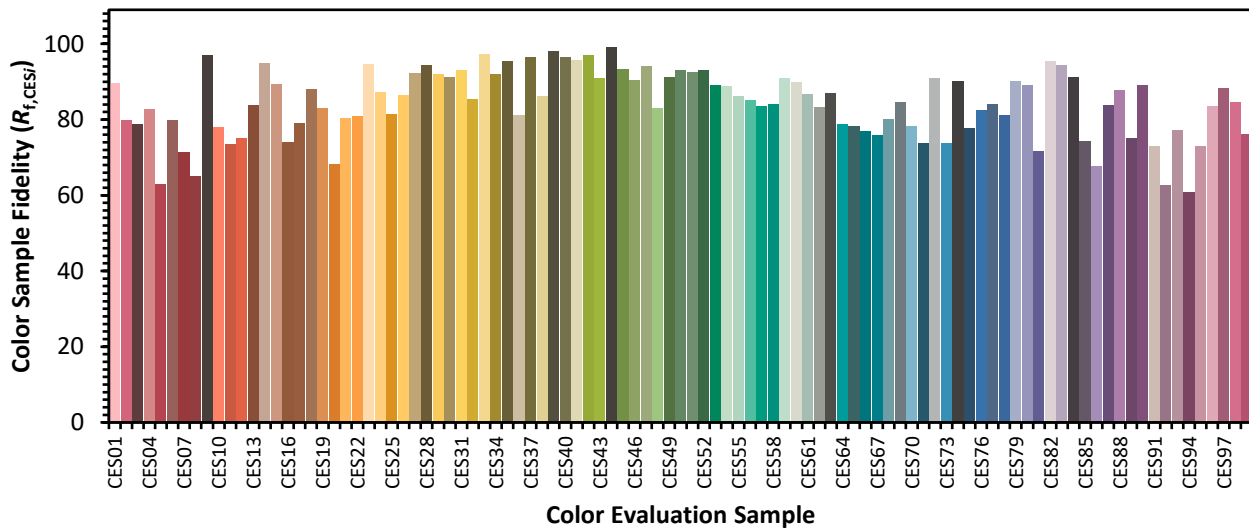


Color Vector Graphics

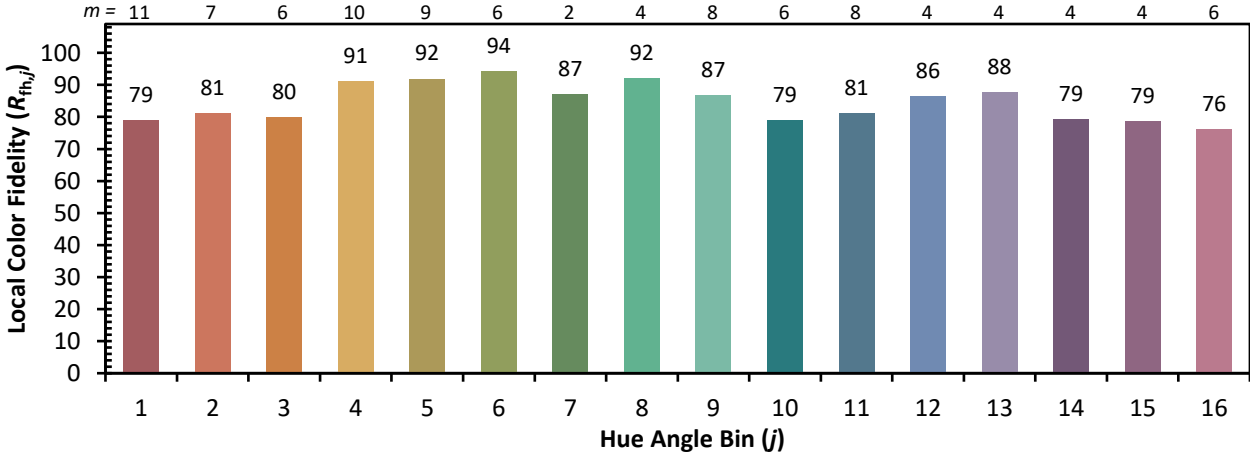


Individual Sample Fidelity Index ($R_{f,i}$)

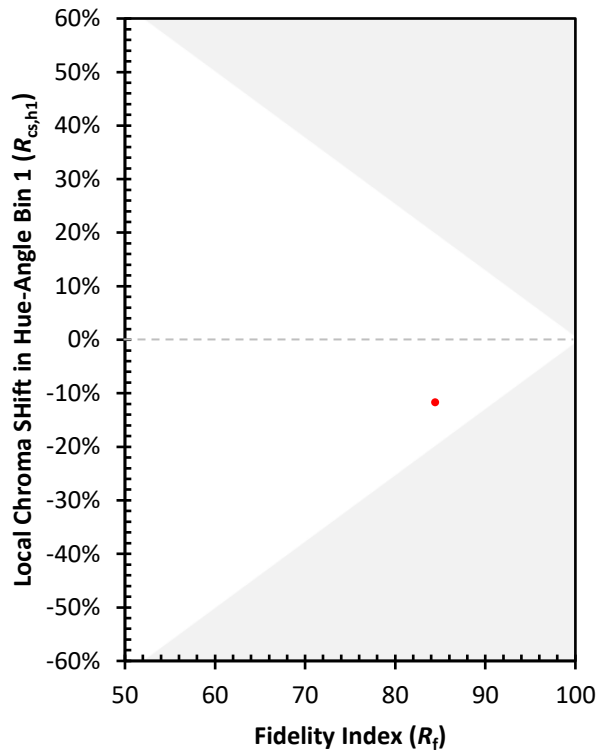
CES01 = 86	CES26 = 86	CES51 = 93	CES76 = 82
CES02 = 63	CES27 = 92	CES52 = 93	CES77 = 84
CES03 = 31	CES28 = 94	CES53 = 89	CES78 = 81
CES04 = 70	CES29 = 92	CES54 = 89	CES79 = 90
CES05 = 49	CES30 = 91	CES55 = 86	CES80 = 89
CES06 = 51	CES31 = 93	CES56 = 85	CES81 = 72
CES07 = 42	CES32 = 85	CES57 = 83	CES82 = 95
CES08 = 41	CES33 = 97	CES58 = 84	CES83 = 94
CES09 = 29	CES34 = 92	CES59 = 91	CES84 = 91
CES10 = 76	CES35 = 96	CES60 = 90	CES85 = 74
CES11 = 59	CES36 = 81	CES61 = 87	CES86 = 68
CES12 = 65	CES37 = 96	CES62 = 83	CES87 = 84
CES13 = 43	CES38 = 86	CES63 = 87	CES88 = 88
CES14 = 74	CES39 = 98	CES64 = 79	CES89 = 75
CES15 = 71	CES40 = 96	CES65 = 78	CES90 = 89
CES16 = 47	CES41 = 96	CES66 = 77	CES91 = 73
CES17 = 50	CES42 = 97	CES67 = 76	CES92 = 63
CES18 = 56	CES43 = 91	CES68 = 80	CES93 = 77
CES19 = 72	CES44 = 99	CES69 = 85	CES94 = 61
CES20 = 66	CES45 = 93	CES70 = 78	CES95 = 73
CES21 = 87	CES46 = 90	CES71 = 74	CES96 = 84
CES22 = 79	CES47 = 94	CES72 = 91	CES97 = 88
CES23 = 92	CES48 = 83	CES73 = 74	CES98 = 85
CES24 = 91	CES49 = 91	CES74 = 90	CES99 = 76
CES25 = 72	CES50 = 93	CES75 = 78	



Color Rendition by Hue-Angle Bin



Measure Comparisons



(END OF REPORT)